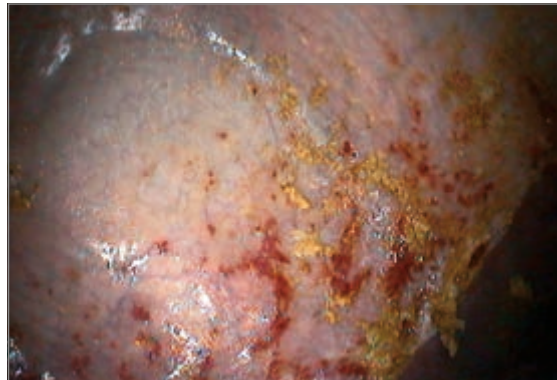
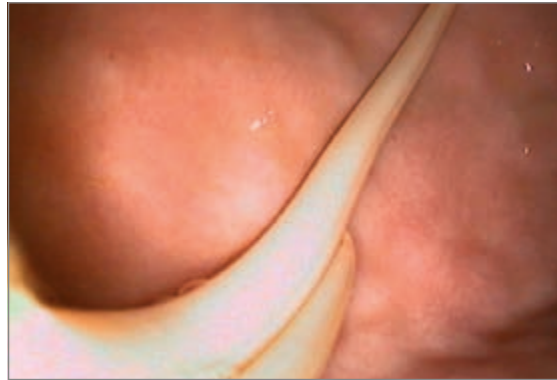


Large Animal Videoendoscopes



Veterinary Videoendoscopes from KARL STORZ

New benchmarks for image quality and versatility



KARL STORZ has set a new benchmark for image quality. The application of the latest innovations in digital technology, high-resolution CCD chips and improved lens systems realize a unique grade of image sharpness in endoscopy. By using two light carriers positioned opposite each other, together with an intelligent digital processor technique, a uniform image brightness is realized, even under difficult lighting conditions.


Available in a variety of sizes, KARL STORZ multipurpose veterinary videoendoscopes are ideal for numerous large animal applications: Gastrosocopy, esophagoscopy, tracheoscopy, hysteroscopy, urethrocystoscopy, rhinoscopy, pharyngoscopy and laryngoscopy

Special features:

- High resolution, true color images
- Large depth of field 2-200 mm
- Durable technology
- Uniform image brightness, even under difficult lighting conditions
- 140° wide angle telescopes with high light transmitting capacity
- Enhanced control, easy to operate
- Optimal position of control functions
- Graduated, torsion-proof insertion sheath with different degrees of flexibility
- Optimal instrument passing, even at extreme angles
- Robust supply sheath with standard connections

Large Animal Videoendoscopes

Versatile, robust, user-friendly

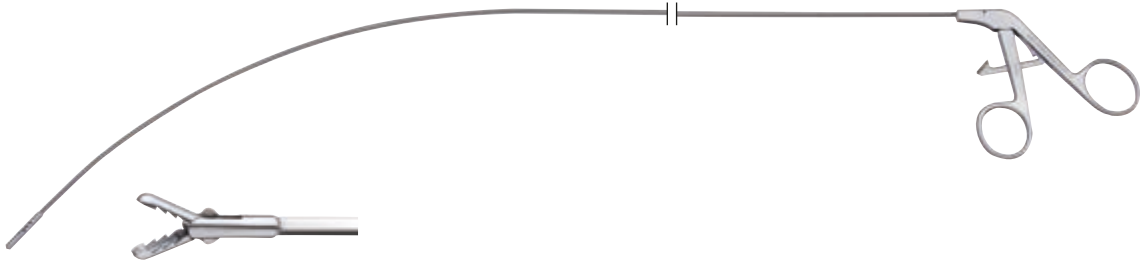


Flexible Videoendoscopes	Sheath Diameter	Work. length	Work. channel Diameter	Angulation		
				Up	Down	Left/Right
60914PKSK/60914NKSK	9.7 mm	1400 mm	2.8 mm	180°/200°	100°	120°
60118PKSK/60118NKSK	10.4 mm	1800 mm	2.8 mm	180°/200°	100°	120°
60130PKSK/60130NKSK	10.4 mm	3000 mm	2.8 mm	180°/200°	100°	120°
60332PKSK/60332NKSK	13 mm	3250 mm	3.4 mm	180°/200°	140°	120°

For reusable and disposable instruments see the VETERINARY ENDOSCOPY – LARGE ANIMALS catalog.

Equine Laryngeal Forceps

For use alongside videoendoscopes



60370UC **Equine Laryngeal Forceps**, curved,
with hemostat ratchet, double action jaws,
sheath diameter 2.5 mm, jaw width 4 mm,
length 60 cm

For reusable and disposable instruments see the
VETERINARY ENDOSCOPY – LARGE ANIMALS catalog.

Cleaning & Sterilization Tray

Makes cleaning and sterilization of veterinary videoendoscopes of all sizes easier, faster and more precise.

The cleaning and sterilization system includes a 30 liter volume soaking basin, a perforated storage tray and a lid. The storage tray can easily be taken in and out of the soaking basin at any time during the cleaning and sterilization process. A built-in valve allows for easy drainage of fluids.



60647V

Cleaning and Disinfection Basin, for the manual cleaning and disinfection of videoendoscopes, 30 l, with drain tap, external dimensions (w x d x h): 615 x 400 x 220 mm

including:

Soak Basin


Perforated Storage Tray

Lid


Check out our schedule of upcoming hands-on training courses at <http://go.karlstorz.com/eventsVET>



Notes



Notes



More than
75
Years

*Shaping the Future
of Endoscopy with you*

STORZ
KARL STORZ—ENDOSKOPE

THE DIAMOND STANDARD

KARL STORZ SE & Co. KG
Dr.-Karl-Storz-Straße 34, 78532 Tuttlingen/Germany
Postbox 230, 78503 Tuttlingen/Germany
Phone: +49 7461 708-0
Fax: +49 7461 708-105
E-Mail: vet@karlstorz.com
www.karlstorz.com

